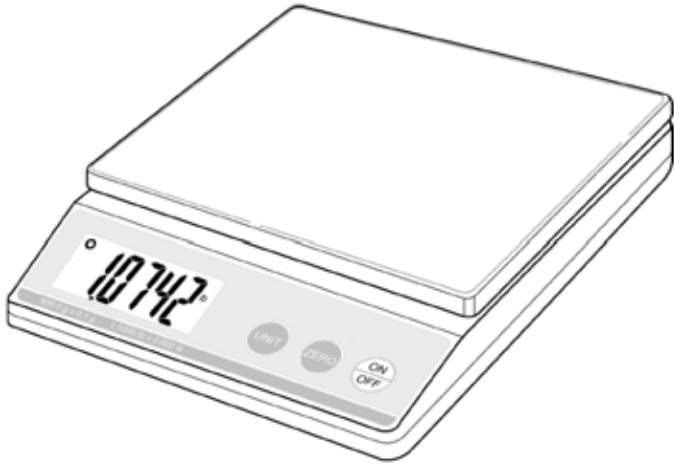


KILOTECH



KPC 1000SS USER MANUAL

TABLE OF CONTENTS

PREFACE	2
GENERAL INFORMATION	2
SAFETY INSTRUCTION	2
ENVIRONMENTAL and DISPOSAL	2
CLEANING AND MAINTENANCE	3
WARRANTY-LIABILITY	3
SPECIFICATION	4
LCD SYMBOL DESCRIPTION	5
KEY FUNCTIONS	5
SETUP YOUR SCALE	6
HOW TO START	6
INSTALLING THE BATTERY	7
ERROR MESSAGE	8

PREFACE

Thank you for choosing KILOTECH product. All features of this product were designed to state of the art and are optimized for simple and straightforward use. If you have any queries or experience any problems not addressed in the operating instructions, please contact your local KILOTECH dealer, or visit us on the Internet at www.kilotech.com

GENERAL INFORMATION

Only use this scale for its intended use. It is the user's responsibility to insure that all legal requirements are conformed to using this scale in a "legal for trade" application (if applicable). We strongly recommend you use the scales on flat and hard surface. Any soft surface, like carpet will cause inaccuracy.

SAFETY INSTRUCTION

Before putting the device into use, please read with care the information given in the Operating Instructions. They contain important instructions for installation, proper use and maintenance of the device.

The manufacturer or KILOTECH shall not be liable for damages arising out of failure to heed the following instructions:

- ◆ When using electrical components under increased safety requirements, always comply with the appropriate regulations.
- ◆ Improper installation will render the warranty null and void.
- ◆ Ensure the voltage marked on the power supply unit matches your power outlet electrical supply.
- ◆ This device is designed for use indoors.
- ◆ Observe the permissible ambient temperatures for use
- ◆ The device meets the requirements for electromagnetic compatibility. Do not exceed the maximum values specified in the applicable standards.
- ◆ Ensure that the user does not lean against the device, risk of falling!

If you have any problem, contact the dealer from which you purchased the scale or Kilotech service department at 1-800-694-4445 (Canada), 1-877-328-5988 (USA).

ENVIRONMENTAL and DISPOSAL

- ◆ All batteries contain toxic compounds; disposal of batteries should be delegated to a competent organization, complying with the deposit of Poisonous Waste Regulation 1972.
- ◆ Please do not incinerate batteries.
- ◆ The optimum operating temperature for the scale is +5C to +40C; although it will operate at higher and lower temperatures the scales battery life will be adversely effected.
- ◆ You are legally obliged to hand in used batteries/rechargeable batteries to a local collection point so that they can be disposed of in an environmentally-friendly way. When buying new batteries, select batteries low in harmful substances and no mercury(Hg), cadmium(Cd) or lead(Pb).
- ◆ This product is not to be treated as regular household waste, but should be handed in to an electrical/electronic equipment recycling centre.
- ◆ You can obtain further details from your local city council, your municipal waste disposal company.

CLEANING AND MAINTENANCE

- ◆ We would recommend using alcohol based wipes or similar when cleaning the scales.
- ◆ Please do not use large amounts of water when cleaning the scales as this will cause damage to the scales electronics, you should also refrain from using corrosive liquids or high pressure washers.
- ◆ Always disconnect the scales from the power outlet before cleaning.

The scale does not require any routine maintenance. However, we recommend checking the scale's accuracy at regular intervals. The regularity of these checks is dependent on the level of use and the state of the scale. If any inaccuracies occur, please contact your local KILOTECH dealer or KILOTECH at 1-800-694-4445 (Canada) or 1-877-328-5988 (USA).

WARRANTY-LIABILITY

For all warranty related questions, go to www.kilotech.com or call 1-800-694-4445 (Canada) or 1-877-328-5988 (USA).

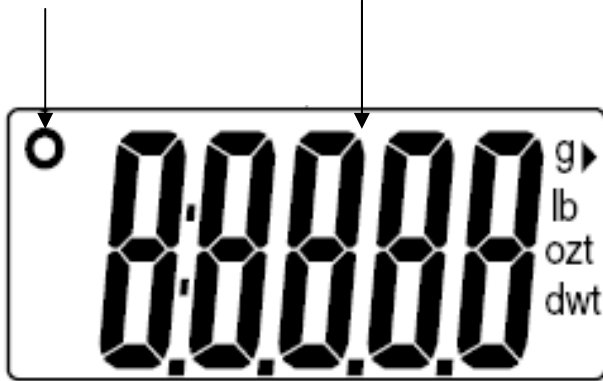
SPECIFICATION

Model	KPC 1000SS			
Capacity	500g x 0.1g	2.5kg x 0.5g	2kg x 1g	5kg x 1g
Weight Unit	g,lb,oz,lb:oz,dwt,ozt.			
LCD Display	0.8 inch LCD display			
Dimension	152 x 122mm(Platform) 152 x 172mm(scale)			
Key Functions	ON/OFF, TARE, UNIT			
Power Supply	9V Battery/9V 100-300mA DC adaptor			
Operation Temperature	+5C~+40C			

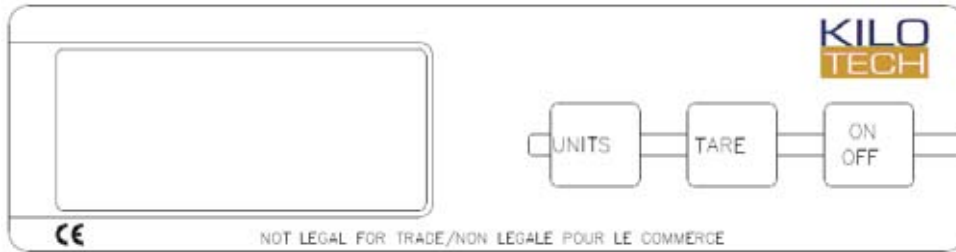
LCD SYMBOL DESCRIPTION

Stable Indicator




LCD displays measured weight, units and status information



KEY FUNCTIONS



Description

-  Press to switch on or off.
-  Press to tare weight of container.
-  Press to switch to different unit.

SETUP YOUR SCALE

1. Installing the Battery

The KPC 1000SS uses a standard 9 volt alkaline battery. The battery compartment is located under the scale towards the back of the scale. Press the locking tab in and swing the cover out. Snap the battery onto the connector and replace the compartment cover.

2. Installing the AC adaptor

Use only the AC adaptor specified for use with the scale. Using the wrong adaptor can damage the scale. Insert the adaptor plug securely into the jack on the back of the scale.

HOW TO START

Always be sure that the display shows `Zero` before use, if it does not then please press the TARE key.

1. Switch The Scale On

Remove everything from the platform surface, and press ON/OFF key. The display will briefly display a countdown of five digits. After approximately three seconds, the display will automatically set to zero.

NOTE: When using a battery, the scale will turn off automatically after 5 minutes of non-use even if ON/OFF key is not pressed. This will not happen when using the adapter.

2. Low Battery

The low battery indicator will appear when the battery needs to be replaced. See section "Installing the Battery" to replace the battery.

3. Zero The Device

The scale will automatically zero when turned on. If a value is displayed when the platform is empty, press TARE to zero the display. The maximum zero range is approximately the capacity of the scale.

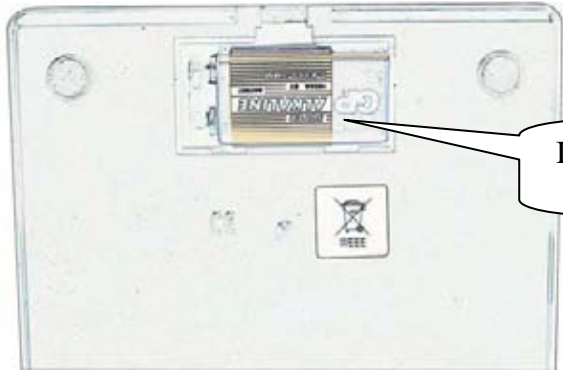
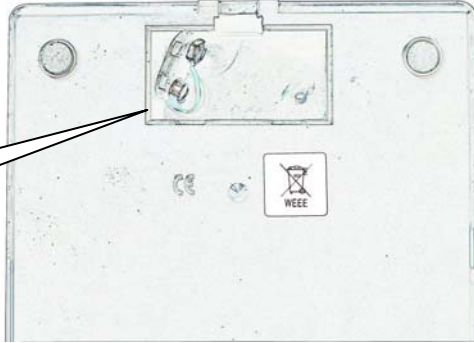
4. Tare The Weight. Pressing TARE to tare the weight of container.

INSTALLING THE BATTERY




Locate battery cover at bottom of scale.

Remove battery housing cover.



Installing 9V alkaline battery.

Installing battery cover again.



ERROR MESSAGE

■ Low Battery Indication

This warning shows that the voltage of battery is too low to use. Please replace a new battery or plug the AC adaptor for operation.



■ ZERO Count Error (too low):

The load on the scale is below the scale capacity (excessive negative reading).

- 1) Place the scale platform back on the scale if it has been removed.
- 2) Check to make sure nothing is wedged beneath the scale platform, causing it to stick.
- 3) Calibrate the scale.
- 4) Have the scale serviced by a qualified scale technician.



■ Overload Error

The loading is over limit when power on, please reduce the loading and try again. If the trouble still exists, please call your local service partner.



■ Negative Weight Error

The scale is reading a negative weight that is beyond the ability of the scale to display. This usually occurs in pound and in poundounce modes when a weight has been zeroed and then removed from the platform.





Manufacturer's Declaration of Conformity

This product has been manufactured in accordance with the harmonized European standards, following the provisions of the below stated directives:

Electro Magnetic Compatibility Directive 2004/108/EC

Low Voltage Directive 2006/95/EC

FCC CLASS B Declaration of Conformity

This device complies with the limits for a Class B digital device, pursuant to Part 15 of the FCC Rules

IN-xxxx xxxx